LES MATERIELS DE L’ATELIER

SOMMAIRE

LES DIFFERENTS MATERIELS _____ *1*

PIQUEUSE PLATE _____ *1*

SYMBOLSATION _____ 1

TYPE DE POINT _____ 1

TABLE ASPIRANTE ET CHAUFFANTE _____ *1*

SYMBOLSATION _____ 1

TABLE A REPASSER _____ *2*

SYMBOLSATION _____ 2

SURJETEUSE RASEUSE _____ *2*

SYMBOLSATION _____ 2

TYPE DE POINT _____ 2

LA THERMOCOLLEUSE OU PRESSE A CHAUFFAGE ELECTRIQUE _____ *3*

SYMBOLSATION _____ 3

LA MACHINE A BOUTONNIERE _____ *3*

SYMBOLSATION _____ 3

POINT INVISIBLE _____ *4*

SYMBOLSATION _____ 4

TYPE DE POINT _____ 4

ZIG ZAGEUSE _____ *4*

TYPE DE POINT _____ 4

LES DIFFERENTS MATERIELS

PIQUEUSE PLATE

SYMBOLSATION

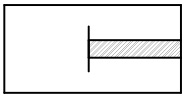

TYPE DE POINT

- Catégorie : **point Noués**
- Numéro : **301**

TABLE ASPIRANTE ET CHAUFFANTE

SYMBOLSATION



TABLE A REPASSER

SYMBOLSATION

SURJETEUSE RASEUSE

SYMBOLSATION

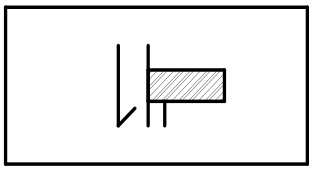

TYPE DE POINT

- Catégorie : **point Surjet**
- Numéro : **504**

LA THERMOCOLLEUSE OU PRESSE A CHAUFFAGE ELECTRIQUE

SYMBOLSATION

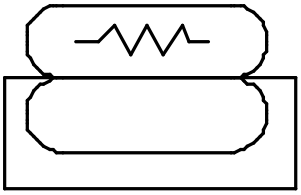

LA MACHINE A BOUTONNIERE

SYMBOLSATION

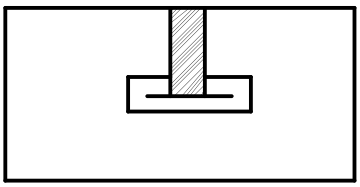

Ou

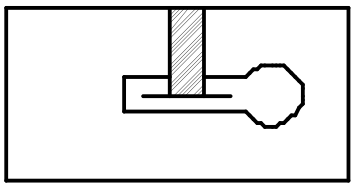

POINT INVISIBLE

SYMBOLSATION

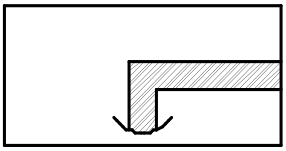

TYPE DE POINT

- Catégorie : **point Chenette**
- Numéro : **103**

ZIG ZAGEUSE



TYPE DE POINT

- Catégorie : **point Noué**
- Numéro : **304**